

Product information

19" 1U HD Basic Patch Panel 24xRJ45/s, Cat. 6A, gray, fully populated

R512424
966741635
1 Pcs.



- 19" 1U HD Basic patch panel
- 4 6-port/s connection module holders HD
- Grounding system
- 24 connection modules, RJ45/s incl. EMC covers and dust covers
- 19" mounting kit
- Cable ties
- Installation instructions

090.6122

Technical Data

DESCRIPTION [UNIT]	VALUE/VALUE RANGE
Standard	IEC 60603-7-51: Electrical Characteristics of the Telecommunication Outlets ISO/IEC 11801 ed. 2.2: June 2011 EN 50173-1: May 2011
Protection class IP	IP 20
PoE	Yes
Shielding connector (A)	shielded
Connector type (A)	RJ45
Category connector (A)	Cat. 6 _A ISO
Number of connectors (A)	24
Assembly	fully populated
Fastening	19 "
Rack mounting version	patch panel
Capacity (ports)	24
Amount of height units	1 U

Mechanical Data

DESCRIPTION [UNIT]	VALUE/VALUE RANGE
Width	482.6 mm
Height	43.2 mm
Depth	75.5 mm
Color	steel, blue, chromitized / front, gray (NCS 2502-B)

Modular patch panel accommodating up to four connection module holders HD Panel, installation-friendly thanks to snap-and-go technique, featuring a complete grounding system and optional blind covers. Designed to accommodate the R&M HD security system, with its 2-level protection concept: color coding, locking option or automated infrastructure management systems. Optional labeling strips, fastening kit, integrated port

numbering, tool-free locking and unlocking system. Automatic ground contacting by spring contacts. Sub-rack material sheet steel, colorless chromated, side panels plastic (PC), halogen-free, color medium gray (NCS 2502-B).






Connection module holders HD, 6-port with blind element, shielded, plastic (PC), fiberglass-reinforced, halogen-free, color light gray (NCS 1005-R80B).








RJ45 connection module of Cat. 6A ISO, for the setting up of transmission channels of Class EA with up to 4 plugged connections acc. to ISO/IEC 11801 ed. 2.2, June 2011, EN 50173-1 May 2011 (DIN EN 50173-1) and Class F on 2 pairs, complies with Cat. 6A requirements of the standards ISO/IEC 11801 ed. 2.2, June 2011, EN 50173-1 May 2011, as well the U.S. standard Cat. 6A according to TIA 568-C.2, re-embedded tested in acc. with IEC 60603-7-51 and 60512-27-100, interoperable and backwards compatible with Category 6 and Category 5e. Suitable for 10GBASE-T applications in acc. with IEEE 802.3™ Section Four up to 500 MHz and 100 m. Tested in line with R&M's manufacturing control, performing 100% inspection.

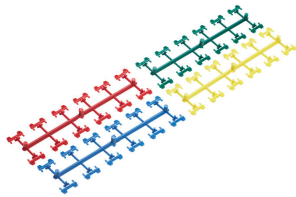
Compatible with RJ standard plugs (RJ11, RJ12, RJ45), connection with automatic wire cutting of installation cables AWG 26 - 22 (0.4 mm - 0.65 mm) and flexible cables AWG 26/7 - AWG 22/7 without special tools. X-Separator for individual pair shielding. Parallel pair termination without crossover in acc. with TIA 568-A/B, gold-plated bronze contacts for >1000 mating cycles, IDC contacts with >20 insertion cycles, contact resistance <5 mOhm, dielectric strength >1000 Veff. PoE and PoE+ compatible according to IEC 60512-99-001. 90° wire orientation without bending cable. With integral cable strain relief, including dust cover. Shield contacting by patented shield lance with integral cable strain relief, shield material tin-coated bronze, ground contacting through 1 contact finger for flat connectors 4.8 x 0.5 mm.




Material: halogen-free and heavy-metal free in acc. with EU directives RoHS 2.

Connection module Cat. 6A ISO, shielded, with EMC cover, dust cover, cable tie and installation instructions.

	Description	PU	Product No.
	<p>Enables the upgrade from 24-ports (4x 6-port/s with blind element) to a 48-port (4x 12-port/s) HD Basic or HD standard patch panel. The ports on the module holders are numbered consecutively from 25 to 48.</p>	1 Pcs.	R512431
	<p>Required for earthing concept method "B" to isolate HD panel from rack.</p>	1 Pcs.	R802947
	<p>For a simple and efficient ground connection. Accommodates one stranded cable of max. cross section of 6 mm². Suitable for 1U 24-port metal patch panel, 50xRJ45 voice panel and Global patch panel.</p>	1 Pcs.	R302150
	<p>Dust cover and color coding for HD patch panel.</p>	10 Pcs.	R512748
	<p>Dust cover and color coding for HD patch panel.</p>	10 Pcs.	R512749

	Description	PU	Product No.
	Dust cover and color coding for HD patch panel.	10 Pcs.	R512750
	Dust cover and color coding for HD patch panel.	10 Pcs.	R512751
	Dust cover and color coding for HD patch panel.	10 Pcs.	R512752
	Dust cover and color coding for HD patch panel.	10 Pcs.	R512753
	Dust cover and color coding for HD patch panel.	10 Pcs.	R512754
	Dust cover and color coding for HD patch panel.	10 Pcs.	R512755
	Dust cover and color coding for HD patch panel.	10 Pcs.	R512756

	Description	PU	Product No.
	Color coding clip for PC panel.	1 Pcs.	R812461
	Color coding clip for PC panel.	1 Pcs.	R812460
	Color coding clip for PC panel.	1 Pcs.	R810640
	Color coding clip for PC panel.	1 Pcs.	R810639
	Color coding clip for PC panel.	1 Pcs.	R820300
	Color coding clip for PC panel.	1 Pcs.	R832236
	RJ45 connection protection for HD patch panels.	20 Pcs.	R512757
	RJ45 connection protection for HD patch panels.	20 Pcs.	R512758

	Description	PU	Product No.
	RJ45 connection protection for HD patch panels.	20 Pcs.	R512759
	Sensor bar featuring 48 RFID readers. Suitable for the R&M HD Panel equipped with Cat. 6A modules or FO adapters, FiberModules or MPO Modules. Any combination of copper and fiber optic ports is possible.	1 Pcs.	R809353
	Holders for installing the sensor bar on the R&M HD patch panel.	10 Pcs.	R809355