

Product information

19" 1U UniRack 12xSC-Duplex OM4, PC, ceramic, Bm/3 ^{R817491}
1 Pcs.



Front plate with vertical arrangement of adapters.

- 19" 1U slide-in unit, splice tray plate with 2 splice trays radius 40 mm, fastening material, labeling strips and installation manual
- Front panel equipped with adapters and pigtails

090.5884 / similar product

Technical Data

DESCRIPTION [UNIT]	VALUE/VALUE RANGE
Standard	UL Listed IEC 60297-3: 19-inch (482.6 mm) rack Adapter and connector in acc. with IEC 61754-4 Pigtails in acc. with color code DIN VDE 0888
Protection class IP	IP 20
Protection class IP (A)	IP 20
Number of connectors (A)	12
Assembly	partly populated
Fastening	19 "
Rack mounting version	patch panel
Capacity (ports)	24
Amount of height units	1 U
Version	splice
Connector type (A)	SC-Duplex
Polishing plug (A)	PC
Attenuation grade IL (A)	Bm
Return loss grade RL (A)	3
Connector color (A)	beige
Sleeve material	ceramic
Adapter fastening method	end cap
Fiber type	multimode (MM)
Fiber class	OM4
Conductor type	semi-tight buffer, dry
Fiber diameter	G50 / 125 µm

Mechanical Data

DESCRIPTION [UNIT]	VALUE/VALUE RANGE
Width	43.6 mm
Height	482.6 mm
Depth	230 mm
Color Code NCS	S 2502-B

Splice and patch box, mounting depth 230 mm, recessed and continuously adjustable up to 55 mm, cable entry at the back and the sides; box is partitioned in two parts: the bottom part serves as storage for spare loose tubes, the upper part for the spare pigtails (1.3 m of fiber stored in the splice tray); guaranteed bending radius ≥ 40 mm; fitted with pigtails ready for splicing; featuring two splice trays of radius 40 mm and adapters; 2-tier pull-out to 266 mm, 140 mm for optimal access to adapters and pigtails, further 126 mm for access to splice trays and loose tubes; the tray can be taken out of the box completely by means of a release lever; also supplied are fastening material, labeling strip and installation instructions.

Features

- Dimensions: 43.6 x 482.6 x 230 mm
- Material: powder-coated sheet steel
- Color: medium gray (NCS 2502-B)

SC-Duplex adapter multimode in acc. with IEC 61754-4. Body plus flange and two hexagonal nuts M2 plus integral quick-mounting clip. Zirconia (ceramic) alignment sleeve, beige plastic housing (multimode) / UL 94 V-0, plastic dust cover. Adapter qualified in acc. with IEC 61753-1 for category U (uncontrolled environment).

Optical specifications:

- Delta insertion loss: ≤ 0.2 dB, testing method acc. to IEC 61300-3-4

Mechanical specifications:

- Mating cycles: min. 500
- Pull-out force: min. 70 N (per connector)

Pigtail with semi-tight buffer PA/PBT, \varnothing 0.9 mm, color in acc. with color code DIN/VDE 0888, multimode G50 50/125 μ m (OM4), length 2.5 m. Fitted with SC connector in acc. with IEC 61754-4. Zirconia (ceramic) ferrule with a PC polished endface geometry, connector qualified in acc. with IEC 61753-1 for category U (uncontrolled environment). Beige connector housing (multimode), material PBT / UL 94 V-0, black strain relief, material TPE / UL 94 V-0 and plastic dust cover.

Optical specifications (random mated):

Performance:

- Insertion loss (IL) Grade Bm for 100% of the tested specimen: ≤ 0.50 dB / typical ≤ 0.15 dB
- Return loss (RL) Grade 3: ≥ 35 dB





Mechanical specifications:

- Mating cycles: delta IL < 0.2 dB after 500 mating cycles
- Pull-out force fiber pigtail: ≥ 5 N

	Description	PU	Product No.
	With the subsequent mountable 90° boot existing or new networks can be updated. The 90° boot guarantees an optimised fiber guidance ($R > 30$ mm), even by load caused by the cable. An uncontrolled fiber bending and resulting attenuation or even broken fiber can be avoided in no time.	12 Pcs.	R505756
	For the horizontal patch cords routing. Fitted directly to the rack. Applicable when the 19" side mounting brackets are not in back-set position. Patching rings are an equivalent option. Color: powder-coated, medium gray, NCS 2502-B.	1 Pcs.	R320180
	For the horizontal patch cords routing. Fitted directly to the rack. Applicable when the 19" side mounting brackets are not in back-set position. Patching rings are an equivalent option. Color: powder-coated, medium gray, NCS 2502-B. Material: 1.5 mm sheet steel.	1 Pcs.	R30315

	Description	PU	Product No.
	For the horizontal patch cord routing. Fitted directly to the rack. Applicable when the 19" side mounting brackets are not in back-set position. Patching rings are an equivalent option. Color: powder-coated, medium gray, NCS 2502-B. Material: 1.5 mm sheet steel.	1 Pcs.	R304439
	Reduced from ETSI to 19". The patch panel position is continuously adjustable (-60 mm to +30 mm). For the horizontal and vertical patch cords routing. Color: powder-coated, medium gray, NCS 2502-B.	1 Pcs.	R317003
	The patching ring protects the admissible bending radius of the fiber glass cable. Mounted at the front of the 19" profiles. Material: 1.5 mm sheet steel, powder-coated.	1 Pcs.	R302004
	The patching ring protects the admissible bending radius of the fiber glass cable. Mounted at the front of the 19" profiles. Material: 1.5 mm sheet steel, powder-coated.	1 Pcs.	R302005
	The patching ring protects the admissible bending radius of the fiber glass cable. Mounted at the front of the 19" profiles. Color: powder-coated, medium gray, NCS 2502-B. Material: 1.5 mm sheet steel.	1 Pcs.	R304440
	With these adapters, 19" components can be fitted into metric profile rails (535 mm). Color: powder-coated, medium gray, NCS 2502-B. Material: 1.5 mm sheet steel.	1 Pcs.	R305148
	This rear cable guide is an additional support for FO cables or flex hoses (not for use with Fibereasy Rack). Material: 1.5 mm aluminum.	1 Pcs.	R302058

	Description	PU	Product No.
	The rear cable entry is an additional relief on the FO cable (not for use with Fibereasy Rack). Material: 2.0 mm aluminum.	1 Pcs.	R302006
	Suitable for splice trays radius 30/35/40 mm. Max. capacity: 12 ANT splice protections. Color: black. Material: plastic (PA66). Dimensions: 40x5x35 mm (WxHxD).	10 Pcs.	R30255
	Suitable for splice trays radius 30/35/40 mm. Max. capacity: 6 heat shrink splice protection. Color: black. Material: plastic (POM). Dimensions: 27x5x37 mm (WxHxD).	10 Pcs.	R30039-06
	Suitable for splice trays radius 30/35/40 mm. Max. capacity: 12 (2x6) heat shrink splice protection. Color: black. Material: plastic (POM). Dimensions: 34x6.2x32 mm (WxHxD).	10 Pcs.	R320246
	Capacity of max. 6 3M Fiberlok™ splice protections. Suitable for splice trays radius 30/35/40 mm. Material: plastic (PA66). Color: black. Dimensions: 44x5x37 mm (WxHxD).	1 Pcs.	R30042
	Sandwich splice protector for single fibers up to 250µm to improve the strenght and enviromental protection of fusion splice.	15 Pcs.	R30086
	Fusion splice protector sleeve for single fibers to improve the strenght and enviromental protection of fusion splice.	12 Pcs.	R30087

	Description	PU	Product No.
	Fusion splice protector sleeve for single fibers to improve the strenght and enviromental protection of fusion splice.	12 Pcs.	R30087-35
	Mechanical FO splice connector for 250 to 900 µm. Color: black. Material: plastic. Dimensions: 3.8x8.4x28.1 mm (WxHxD).	6 Pcs.	R30089
		1 Pcs.	R319903
	For the protected guiding of up to 4 (NW 10 mm) or 10 (NW 17 mm) loose tubes in 1U/2U versions. Material: PA 6, halogen-free.	1 Pcs.	R30892