


Product information

Patch Cord SC PC - SC PC, blue, G.652.D, C/2, Ø 3.0mm, 2 m

R30602
101942402
1 Pcs.



Both sides fitted with one SC PC connector.
Connector color: blue.
Fiber: SM E9/125 G.652.D (OS1, OS2).
Cable: Ø 3.0 mm, yellow.

090.0633 / similar product

Technical Data

DESCRIPTION [UNIT]	VALUE/VALUE RANGE
Protection class IP	IP 20
Connector class	connector
Protection class IP (A)	IP 20
Number of connectors (A)	1
Protection class IP (B)	IP 20
Number of connectors (B)	1
Cable type	patch cord
Jacket material	LSZH
Cable jacket characteristics	Cable, metal-free
Cable overall diameter	Ø 3.0 mm (±0.15)
Connector type (A)	SC
Polishing plug (A)	PC
Attenuation grade IL (A)	C
Return loss grade RL (A)	2
Connector color (A)	blue
Connector type (B)	SC
Polishing plug (B)	PC
Attenuation grade IL (B)	C
Return loss grade RL (B)	2
Connector color (B)	blue
Fiber type	singlemode (SM)
Fiber class	G.652.D (OS1, OS2)
Conductor type	tight buffer

DESCRIPTION [UNIT]	VALUE/VALUE RANGE
Fiber diameter	E9 / 125 µm
Patch cord type	simplex

Mechanical Data

DESCRIPTION [UNIT]	VALUE/VALUE RANGE
Cable length	2 m
Color	yellow

Patch cord with LSZH jacket, Ø 3.0 mm, yellow, singlemode G652.D 9/125 µm (OS1, OS2), length 2.

Mounted on both sides with SC connectors in acc. with IEC 61754-4. Zirconia (ceramic) ferrule with a PC polished endface geometry, connectors tuned in accordance with IEC 61755-3-1 and qualified in acc. with IEC 61753-1 for category U (uncontrolled environment). Blue connector housing (singlemode), material PBT / UL 94 V-0, blue strain relief, material TPE / UL 94 V-0 and plastic dust cover.



Optical specifications (random mated):

Performance acc. to IEC 61753-1 (Table A.12):

- Insertion loss (IL) Grade C for 97% of the tested specimen: ≤ 0.50 dB / typical ≤ 0.25 dB
- Return loss (RL) Grade 2: ≥ 45 dB (typical ≥ 55 dB)

Mechanical specifications:

- Mating cycles: delta IL < 0.2 dB after 500 mating cycles
- Pull-out force patch cord: ≥ 100 N

	Description	PU	Product No.
	With the subsequent mountable 90° boot existing or new networks can be updated. The 90° boot guarantees an optimised fiber guidance ($R > 30$ mm), even by load caused by the cable. An uncontrolled fiber bending and resulting attenuation or even broken fiber can be avoided in no time.	12 Pcs.	R505756
	For the tool-free retrofitting of 10 SC patch cords with R&MinteliPhy functions. Compatible with R&M patch cords.	1 Pcs.	R809351