

Product information

19" 1U UniRack2 24xLC-Duplex OM3, PC, ceramic,
Bm/3, R&M *inteliPhy* ready

R819022
1 Pcs.



- Special mounting brackets for mounting the R&M *inteliPhy* Sensorbar.
- 19" 1U slide-in unit, splice tray plate with 2 splice trays radius 40 mm, fastening material, labeling strips and installation manual
 - Front panel equipped with adapters and pigtails

090.7564 / similar product

Technical Data

DESCRIPTION [UNIT]	VALUE/VALUE RANGE
Standard	IEC 60297-3: 19-inch (482.6 mm) rack Adapter and connector in acc. with IEC 61754-20 Pigtails in acc. with color code DIN VDE 0888
Protection class IP	IP 20
Protection class IP (A)	IP 20
Number of connectors (A)	24
Assembly	fully populated
Fastening	19 "
Rack mounting version	patch panel
Capacity (ports)	24
Amount of Height Units	1 U
Version	splice
Connector type (A)	LC-Duplex
Polishing plug (A)	PC
Attenuation grade IL (A)	Bm
Return loss grade RL (A)	3
Connector color (A)	turquoise/aqua
Sleeve material	ceramic
Adapter fastening method	end cap snap-in
Fiber type	multimode (MM)
Fiber class	OM3
Conductor type	semi-tight buffer, dry
Fiber diameter	G50 / 125 µm

Mechanical Data

DESCRIPTION [UNIT]	VALUE/VALUE RANGE
Width	43.6 mm
Height	482.6 mm
Depth	225 mm
Color Code NCS	S 2502-B

Splice and patch box, mounting depth 225 mm, continuously depth-adjustable up to 55 mm; rear cable feed, cable entry possible from three different angles. The box has two levels, the lower level serves as storage for spare loose tubes, tray fixation in the side structure is ensured; the upper level serves as storage for spare pigtails (1.3 m of fiber stored in the splice tray). Guaranteed bending radius ≥ 40 mm, fitted ready for splicing with pigtails and adapters, inserted and tested, two splice trays with radius 40 mm, box continuously extendable up to 210 mm, at full extension it can be inclined 10° forwards. Optimum access to loose tubes, adapters and pigtails, the tray can be fully detached from the box by release lever. Special mounting brackets for mounting the R&MinteliPhy Sensorbar. Includes indelible laser trademark, fastening material, labeling strips and installation instructions.

Features:

- Dimensions: 43.6 x 482.6 x 225 mm
- Material: box, powder-coated sheet steel / front panel, plastic PC, fiber-glass reinforced
- Color: medium gray (NCS 2502-B, approximating RAL 7035)

LC-Duplex multimode adapter in acc. with IEC 61754-20. Flangeless body and integrated quick-mounting clip, color metallic, material X10CrNi18-8. Housing turquoise (multimode PC), material PBT / UL 94 V-0, zirconia (ceramic) alignment sleeve, integral self-closing metal laser protection flaps, semi-transparent plastic dust covers, allowing optical testing with test lasers without removing the covers. The adapter qualified in acc. with IEC 61753-1 for category U (uncontrolled environment).

Optical specifications:

- Delta insertion loss: ≤ 0.2 dB, testing method acc. to IEC 61300-3-4

Mechanical specifications:

- Mating cycles: min. 500
- Pull-out force: min. 70 N

Pigtail with semi-tight buffer PA/PBT, $\varnothing 0.9$ mm, color in acc. with color code DIN/VDE 0888, multimode G50 50/125 μm (OM3), length 2.5 m. Fitted with LC connector in acc. with IEC 61754-20. Zirconia (ceramic) ferrule with a PC polished endface geometry, connector qualified in acc. with IEC 61753-1 for category U (uncontrolled environment). Beige connector housing (multimode), material PEI / UL 94 V-0, black strain relief and white plastic dust cover.



Optical specifications (random mated):

Performance:

- Insertion loss (IL) Grade Bm for 100% of the tested specimen: ≤ 0.50 dB / typical ≤ 0.15 dB
- Return loss (RL) Grade 3: ≥ 35 dB


Mechanical specifications:

- Mating cycles: delta IL < 0.2 dB after 500 mating cycles
- Pull-out force fiber pigtail: ≥ 5 N

	Description	PU	Product No.
	With the subsequent mountable 90° boot existing or new networks can be updated. The 90° boot guarantees an optimised fiber guidance ($R > 30$ mm), even by load caused by the cable. An uncontrolled fiber bending and resulting attenuation or even broken fiber can be avoided in no time.	12 Pcs.	R505756
	The patching ring protects the admissible bending radius of the fiber glass cable. Mounted at the front of the 19" profiles. Material: 1.5 mm sheet steel, powder-coated.	1 Pcs.	R302004

	Description	PU	Product No.
	The patching ring protects the admissible bending radius of the fiber glass cable. Mounted at the front of the 19" profiles. Material: 1.5 mm sheet steel, powder-coated.	1 Pcs.	R302005
	The patching ring protects the admissible bending radius of the fiber glass cable. Mounted at the front of the 19" profiles. Color: powder-coated, medium gray, NCS 2502-B. Material: 1.5 mm sheet steel.	1 Pcs.	R304440
	With these adapters, 19" components can be fitted into metric profile rails (535 mm). Color: powder-coated, medium gray, NCS 2502-B. Material: 1.5 mm sheet steel.	1 Pcs.	R305148
	This rear cable guide is an additional support for FO cables or flex hoses (not for use with Fibereasy Rack). Material: 1.5 mm aluminum.	1 Pcs.	R302058
	The rear cable entry is an additional relief on the FO cable (not for use with Fibereasy Rack). Material: 2.0 mm aluminum.	1 Pcs.	R302006
	Suitable for splice trays radius 30/35/40 mm. Max. capacity: 12 ANT splice protections. Color: black. Material: plastic (PA66). Dimensions: 40x5x35 mm (WxHxD).	10 Pcs.	R30255
	Suitable for splice trays radius 30/35/40 mm. Max. capacity: 6 heat shrink splice protection. Color: black. Material: plastic (POM). Dimensions: 27x5x37 mm (WxHxD).	10 Pcs.	R30039-06

	Description	PU	Product No.
	Suitable for splice trays radius 30/35/40 mm. Max. capacity: 12 (2x6) heat shrink splice protection. Color: black. Material: plastic (POM). Dimensions: 34x6.2x32 mm (WxHxD).	10 Pcs.	R320246
	Capacity of max. 6 3M Fiberlok™ splice protections. Suitable for splice trays radius 30/35/40 mm. Material: plastic (PA66). Color: black. Dimensions: 44x5x37 mm (WxHxD).	1 Pcs.	R30042
	Sandwich splice protector for single fibers up to 250µm to improve the strenght and enviromental protection of fusion splice.	15 Pcs.	R30086
	Fusion splice protector sleeve for single fibers to improve the strenght and enviromental protection of fusion splice.	12 Pcs.	R30087
	Fusion splice protector sleeve for single fibers to improve the strenght and enviromental protection of fusion splice.	12 Pcs.	R30087-35
	Mechanical FO splice connector for 250 to 900 µm. Color: black. Material: plastic. Dimensions: 3.8x8.4x28.1 mm (WxHxD).	6 Pcs.	R30089
		1 Pcs.	R319903

	Description	PU	Product No.
	<p>For the protected guiding of up to 4 (NW 10 mm) or 10 (NW 17 mm) loose tubes in 1U/2U versions. Material: PA 6, halogen-free.</p>	<p>1 Pcs.</p>	<p>R30892</p>