

## Product information

19" 1U UniRack2 24xLC-Duplex G.652.D, PC, ceramic,  
C/2

R819330  
1 Pcs.



- 19" 1U slide-in unit, splice tray plate with 2 splice trays radius 40 mm, fastening material, labeling strips and installation manua
- Front panel equipped with adapters and pigtails

090.7558 / similar product

### Technical Data

| DESCRIPTION [UNIT]       | VALUE/VALUE RANGE  |
|--------------------------|--|
| Standard                 | IEC 60297-3: 19-inch (482.6 mm) rack<br>Adapter and connector in acc. with IEC 61754-20<br>Pigtails in acc. with color code DIN VDE 0888 |
| Protection class IP      | IP 20  |
| Protection class IP (A)  | IP 20  |
| Number of connectors (A) | 24   |
| Assembly                 | fully populated  |
| Fastening                | 19 "   |
| Rack mounting version    | patch panel  |
| Capacity (ports)         | 24   |
| Amount of Height Units   | 1 U  |
| Version                  | splice   |
| Connector type (A)       | LC-Duplex  |
| Polishing plug (A)       | PC   |
| Attenuation grade IL (A) | C  |
| Return loss grade RL (A) | 2  |
| Connector color (A)      | blue   |
| Sleeve material          | ceramic  |
| Adapter fastening method | end cap snap-in  |
| Fiber type               | singlemode (SM)  |
| Fiber class              | G.652.D (OS1, OS2)   |
| Conductor type           | semi-tight buffer, dry   |
| Fiber diameter           | E9 / 125 µm  |

### Mechanical Data

| DESCRIPTION [UNIT] | VALUE/VALUE RANGE |
|--------------------|-------------------|
| Width              | 43.6 mm           |
| Height             | 482.6 mm          |
| Depth              | 225 mm            |
| Color Code NCS     | S 2502-B          |

Splice and patch box, mounting depth 225 mm, continuously depth-adjustable up to 55 mm; rear cable feed, cable entry possible from three different angles. The box has two levels, the lower level serves as storage for spare loose tubes, tray fixation in the side structure is ensured; the upper level serves as storage for spare pigtailed (1.3 m of fiber stored in the splice tray). Guaranteed bending radius  $\geq 40$  mm, fitted ready for splicing with pigtailed and adapters, inserted and tested, two splice trays with radius 40 mm, box continuously extendable up to 210 mm, at full extension it can be inclined  $10^\circ$  forwards. Optimum access to loose tubes, adapters and pigtailed, the tray can be fully detached from the box by release lever. Includes indelible laser trademark, fastening material, labeling strips and installation instructions.

Features:

- Dimensions: 43.6 x 482.6 x 225 mm
- Material: box, powder-coated sheet steel / front panel, plastic PC, fiber-glass reinforced
- Color: medium gray (NCS 2502-B, approximating RAL 7035)

LC-Duplex singlemode adapter in acc. with IEC 61754-20. Flangeless body and integrated quick-mounting clip, color metallic, material X10CrNi18-8. Housing blue (singlemode PC), material PBT / UL 94 V-0, zirconia (ceramic) alignment sleeve, integral self-closing metal laser protection flaps, semi-transparent plastic dust covers, allowing optical testing with test lasers without removing the covers. The adapter qualified in acc. with IEC 61753-1 for category U (uncontrolled environment).

Optical specifications:

- Delta insertion loss:  $\leq 0.2$  dB, testing method acc. to IEC 61300-3-4

Mechanical specifications:

- Mating cycles: min. 500
- Pull-out force: min. 70

Pigtail with semi-tight buffer PA/PBT,  $\varnothing 0.9$  mm, color in acc. with color code DIN/VDE 0888, singlemode G652.D 9/125  $\mu\text{m}$  (OS1, OS2), length 2.5 m. Fitted with LC connector in acc. with IEC 61754-20. Zirconia (ceramic) ferrule with a PC polished endface geometry, connectors tuned in accordance with IEC 61755-3-1 and qualified in acc. with IEC 61753-1 for category U (uncontrolled environment). Blue connector housing (singlemode), material PEI / UL 94 V-0, blue strain relief and white plastic dust cover.



Optical specifications (random mated):

Performance acc. to IEC 61753-1 (Table A.12):

- Insertion loss (IL) Grade C for 97% of the tested specimen:  $\leq 0.50$  dB / typical  $\leq 0.25$  dB
- Return loss (RL) Grade 2:  $\geq 45$  dB (typical  $\geq 55$  dB)



Mechanical specifications:

- Mating cycles: delta IL  $< 0.2$  dB after 500 mating cycles
- Pull-out force fiber pigtail:  $\geq 5$  N

|   | Description   | PU      | Product No. |
|---|---|---------|-------------|
|  | With the subsequent mountable $90^\circ$ boot existing or new networks can be updated. The $90^\circ$ boot guarantees an optimised fiber guidance ( $R > 30$ mm), even by load caused by the cable. An uncontrolled fiber bending and resulting attenuation or even broken fiber can be avoided in no time. | 12 Pcs. | R505756     |
|  | For the horizontal patch cords routing. Fitted directly to the rack. Applicable when the 19" side mounting brackets are not in back-set position. Patching rings are an equivalent option. Color: powder-coated, light gray, RAL 7035. Material: 1.2 mm sheet steel.  | 1 Pcs.  | R815251     |

|   | Description   | PU      | Product No. |
|---|---|---------|-------------|
|    | The patching ring protects the admissible bending radius of the fiber glass cable. Mounted at the front of the 19" profiles.<br>Material: 1.5 mm sheet steel, powder-coated.                                    | 1 Pcs.  | R302004     |
|    | The patching ring protects the admissible bending radius of the fiber glass cable. Mounted at the front of the 19" profiles.<br>Material: 1.5 mm sheet steel, powder-coated.                                    | 1 Pcs.  | R302005     |
|    | The patching ring protects the admissible bending radius of the fiber glass cable. Mounted at the front of the 19" profiles.<br>Color: powder-coated, medium gray, NCS 2502-B.<br>Material: 1.5 mm sheet steel. | 1 Pcs.  | R304440     |
|   | With these adapters, 19" components can be fitted into metric profile rails (535 mm).<br>Color: powder-coated, medium gray, NCS 2502-B.<br>Material: 1.5 mm sheet steel.  | 1 Pcs.  | R305148     |
|  | This rear cable guide is an additional support for FO cables or flex hoses (not for use with Fibereasy Rack).<br>Material: 1.5 mm aluminum.   | 1 Pcs.  | R302058     |
|  | The rear cable entry is an additional relief on the FO cable (not for use with Fibereasy Rack).<br>Material: 2.0 mm aluminum.   | 1 Pcs.  | R302006     |
|  | Suitable for splice trays radius 30/35/40 mm.<br>Max. capacity: 12 ANT splice protections.<br>Color: black.<br>Material: plastic (PA66).<br>Dimensions: 40x5x35 mm (WxHxD).                                     | 10 Pcs. | R30255      |

|   | Description   | PU      | Product No. |
|---|---|---------|-------------|
|    | Suitable for splice trays radius 30/35/40 mm.<br>Max. capacity: 6 heat shrink splice protection.<br>Color: black.<br>Material: plastic (POM).<br>Dimensions: 27x5x37 mm (WxHxD).          | 10 Pcs. | R30039-06   |
|    | Suitable for splice trays radius 30/35/40 mm.<br>Max. capacity: 12 (2x6) heat shrink splice protection.<br>Color: black.<br>Material: plastic (POM).<br>Dimensions: 34x6.2x32 mm (WxHxD). | 10 Pcs. | R320246     |
|    | Capacity of max. 6 3M Fiberlok™ splice protections. Suitable for splice trays radius 30/35/40 mm.<br>Material: plastic (PA66).<br>Color: black.<br>Dimensions: 44x5x37 mm (WxHxD).        | 1 Pcs.  | R30042      |
|   | Sandwich splice protector for single fibers up to 250µm to improve the strenght and enviromental protection of fusion splice.   | 15 Pcs. | R30086      |
|  | Fusion splice protector sleeve for single fibers to improve the strenght and enviromental protection of fusion splice.  | 12 Pcs. | R30087      |
|  | Fusion splice protector sleeve for single fibers to improve the strenght and enviromental protection of fusion splice.  | 12 Pcs. | R30087-35   |
|  | Mechanical FO splice connector for 250 to 900 µm.<br>Color: black.<br>Material: plastic.<br>Dimensions: 3.8x8.4x28.1 mm (WxHxD).  | 6 Pcs.  | R30089      |

|   | Description  | PU     | Product No. |
|---|--|--------|-------------|
|  |  | 1 Pcs. | R319903     |
|  | For the protected guiding of up to 4 (NW 10 mm) or 10 (NW 17 mm) loose tubes in 1U/2U versions.<br>Material: PA 6, halogen-free. | 1 Pcs. | R30892      |