

Product information

19" 1U UniRack2 24xE-2000™ -Compact G.652.D, APC, ceramic, C/1

R816046
966742445
1 Pcs.



- 19" 1U slide-in unit, splice tray plate with 2 splice trays radius 40 mm, fastening material, labeling strips and installation manual
- Front panel equipped with adapters and pigtails

090.7319 / similar product

Technical Data

DESCRIPTION [UNIT]	VALUE/VALUE RANGE
Standard	IEC 60297-3: 19-inch (482.6 mm) rack Adapter and connector in acc. with IEC 61754-15 and EN 186270 Pigtails in acc. with color code DIN VDE 0888
Protection class IP	IP 20
Protection class IP (A)	IP 20
Number of connectors (A)	24
Assembly	fully populated
Fastening	19 "
Rack mounting version	patch panel
Capacity (ports)	24
Amount of Height Units	1 U
Version	splice
Connector type (A)	E-2000™ -Compact
Polishing plug (A)	APC 8°
Attenuation grade IL (A)	C
Return loss grade RL (A)	1
Connector color (A)	green
Lever- / frame-coding (A)	Color
Color (A1)	green
Color (A2)	green
Sleeve material	ceramic
Adapter fastening method	end cap snap-in
Fiber type	singlemode (SM)
Fiber class	G.652.D (OS1, OS2)

DESCRIPTION [UNIT]	VALUE/VALUE RANGE
Conductor type	semi-tight buffer, dry
Fiber diameter	E9 / 125 µm

Mechanical Data

DESCRIPTION [UNIT]	VALUE/VALUE RANGE
Width	43.6 mm
Height	482.6 mm
Depth	225 mm
Color Code NCS	S 2502-B

Splice and patch box, mounting depth 225 mm, continuously depth-adjustable up to 55 mm; rear cable feed, cable entry possible from three different angles. The box has two levels, the lower level serves as storage for spare loose tubes, tray fixation in the side structure is ensured; the upper level serves as storage for spare pigtails (1.3 m of fiber stored in the splice tray). Guaranteed bending radius ≥ 40 mm, fitted ready for splicing with pigtails and adapters, inserted and tested, two or less splice trays with radius 40 mm, box continuously extendable up to 210 mm, at full extension it can be inclined 10° forwards. Optimum access to loose tubes, adapters and pigtails, the tray can be fully detached from the box by release lever. Includes indelible laser trademark, fastening material, labeling strips and installation instructions.

Fitted with 24 x E-2000™-Compact adapters (LSHRJ) singlemode in acc. with IEC 61754-15:2009 and EN 186270. Flangeless body and integral quick-mounting clip for screwless mounting. Zirconia (ceramic) alignment sleeve, metallic housing, material X10CrNi18-8, green inner housing (singlemode APC), green coding clips, material PBT / UL 94 V-0, integral self-closing metal laser protection flaps, semi-transparent plastic dust covers, allowing optical testing with test lasers without removing the covers. Adapter qualified in accordance with IEC 61753-1 for category U (uncontrolled environment).

Optical specifications:

- Delta insertion loss: ≤ 0.2 dB, testing method acc. to IEC 61300-3-4

Mechanical specifications:

- Mating cycles: min. 1000
- Pull-out force: min. 70 N

and 48 x pigtails with semi-tight buffer PA/PBT, $\varnothing 0.9$ mm, color in acc. with color code DIN/VDE 0888, singlemode G652.D 9/125 µm (OS1, OS2), length 2.5 m. Fitted with one E-2000™ (LSH) connector in accordance with IEC 61754-15 and EN 186270. Zirconia (ceramic) ferrule with an angled polish APC 8° endface geometry, connectors tuned in accordance with IEC 61755-3-2 and qualified in acc. with IEC 61753-1 for category U (uncontrolled environment) and category E (extreme environment). Green connector housing (singlemode) and green lever, material PBT / UL 94 V-0, green strain relief, material TPE / UL 94 V-0 and silver-colored metal dust shutter.

Optical specifications (random mated):

Performance acc. to IEC 61753-1 (Table A.12):

- Insertion loss (IL) Grade C for 97% of the tested specimen: ≤ 0.50 dB / typical ≤ 0.25 dB
- Return loss (RL) Grade 1: ≥ 60 dB (typical ≥ 80 dB)

Mechanical specifications:


- Mating cycles: delta IL < 0.2 dB after 1000 mating cycles
- Pull-out force fiber pigtail: ≥ 5 N

Features:

- Dimensions: 43.6 (1U) x 482.6 (19") x 225 mm (H x W x D)
- Material: front panel, splice and patch box made of powder-coated sheet steel, medium gray (NCS 2502-B, approximating RAL 7035)




Optionally:

- Various cable entries
- Various front cable managers

	Description	PU	Product No.
	With the subsequent mountable 90° boot existing or new networks can be updated. The 90° boot guarantees an optimised fiber guidance ($R > 30$ mm), even by load caused by the cable. An uncontrolled fiber bending and resulting attenuation or even broken fiber can be avoided in no time.	12 Pcs.	R505756

	Description	PU	Product No.
	For the horizontal patch cords routing. Fitted directly to the rack. Applicable when the 19" side mounting brackets are not in back-set position. Patching rings are an equivalent option. Color: powder-coated, light gray, RAL 7035. Material: 1.2 mm sheet steel.	1 Pcs.	R815251
	The patching ring protects the admissible bending radius of the fiber glass cable. Mounted at the front of the 19" profiles. Material: 1.5 mm sheet steel, powder-coated.	1 Pcs.	R302004
	The patching ring protects the admissible bending radius of the fiber glass cable. Mounted at the front of the 19" profiles. Material: 1.5 mm sheet steel, powder-coated.	1 Pcs.	R302005
	The patching ring protects the admissible bending radius of the fiber glass cable. Mounted at the front of the 19" profiles. Color: powder-coated, medium gray, NCS 2502-B. Material: 1.5 mm sheet steel.	1 Pcs.	R304440
	With these adapters, 19" components can be fitted into metric profile rails (535 mm). Color: powder-coated, medium gray, NCS 2502-B. Material: 1.5 mm sheet steel.	1 Pcs.	R305148
	This rear cable guide is an additional support for FO cables or flex hoses (not for use with Fibereasy Rack). Material: 1.5 mm aluminum.	1 Pcs.	R302058
	The rear cable entry is an additional relief on the FO cable (not for use with Fibereasy Rack). Material: 2.0 mm aluminum.	1 Pcs.	R302006

	Description	PU	Product No.
	Suitable for splice trays radius 30/35/40 mm. Max. capacity: 12 ANT splice protections. Color: black. Material: plastic (PA66). Dimensions: 40x5x35 mm (WxHxD).	10 Pcs.	R30255
	Suitable for splice trays radius 30/35/40 mm. Max. capacity: 6 heat shrink splice protection. Color: black. Material: plastic (POM). Dimensions: 27x5x37 mm (WxHxD).	10 Pcs.	R30039-06
	Suitable for splice trays radius 30/35/40 mm. Max. capacity: 12 (2x6) heat shrink splice protection. Color: black. Material: plastic (POM). Dimensions: 34x6.2x32 mm (WxHxD).	10 Pcs.	R320246
	Capacity of max. 6 3M Fiberlok™ splice protections. Suitable for splice trays radius 30/35/40 mm. Material: plastic (PA66). Color: black. Dimensions: 44x5x37 mm (WxHxD).	1 Pcs.	R30042
	Sandwich splice protector for single fibers up to 250µm to improve the strenght and enviromental protection of fusion splice.	15 Pcs.	R30086
	Fusion splice protector sleeve for single fibers to improve the strenght and enviromental protection of fusion splice.	12 Pcs.	R30087
	Fusion splice protector sleeve for single fibers to improve the strenght and enviromental protection of fusion splice.	12 Pcs.	R30087-35

	Description	PU	Product No.
	Mechanical FO splice connector for 250 to 900 µm. Color: black. Material: plastic. Dimensions: 3.8x8.4x28.1 mm (WxHxD).	6 Pcs.	R30089
		1 Pcs.	R319903
	For the protected guiding of up to 4 (NW 10 mm) or 10 (NW 17 mm) loose tubes in 1U/2U versions. Material: PA 6, halogen-free.	1 Pcs.	R30892